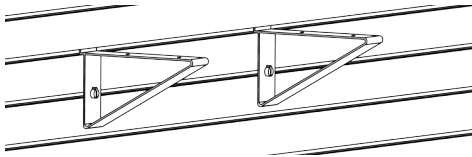
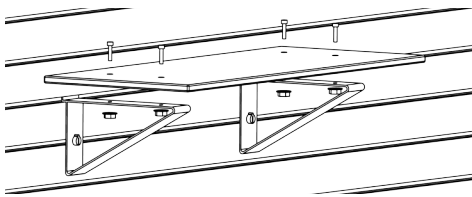


Bamboo Bench Instructions

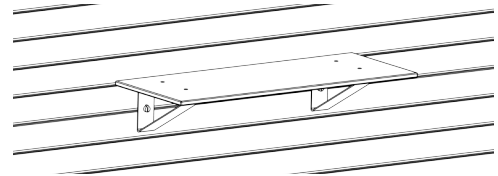
STEP 1 – Install two 10” Heavy Duty brackets on *storeWALL* panels



STEP 2 – Align the bamboo board and hardware with the corresponding holes on the brackets



STEP 3 – Tighten all hardware pieces with the allen wrench



This 12” x 30” bamboo bench seat is intended to act as a seated station that can be set up in your garage. It works with our *storeWALL* panels and our 10” Heavy Duty Brackets.

Recommendations:

- Max weight: 150lbs
- Use panels that have been installed with our InstallStrips; as the InstallStrip greatly increases the strength and holding capacity of the wall panel.

Assembly Pieces:

